



College

Application

Planning

Presenter
Portsha Franklin
Psi Omega Chapter

Portsha Franklin-Gordon



Senior Director
College and Career
Pathways
West End House Boys and
Girls Club



Masters, Higher Education
Administration, Boston University

Masters, Public Administration,
Belhaven University

Bachelors, Accounting,
Bethune Cookman University




10
years working in
Higher Education



Today's Topic

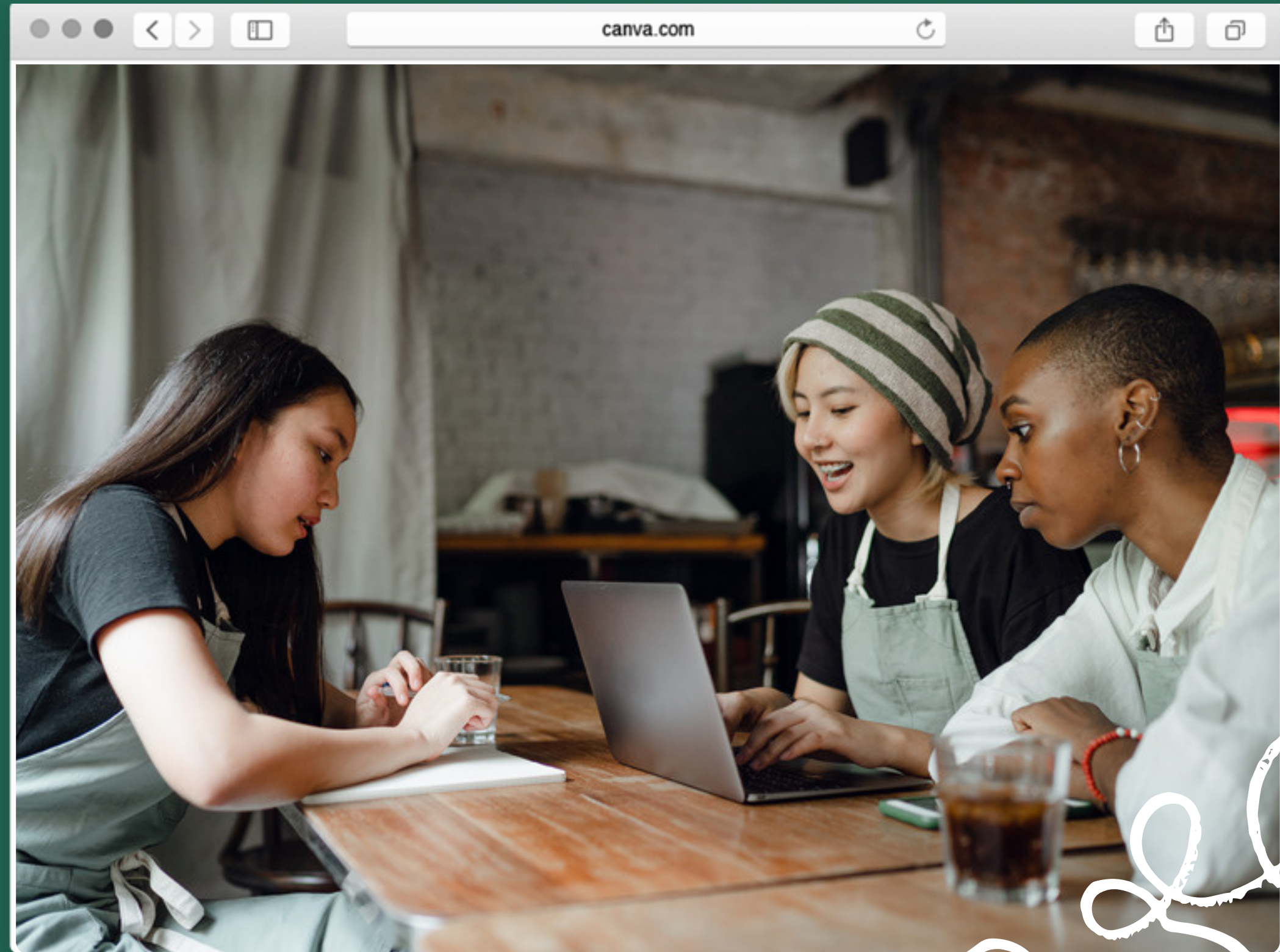
The College Planning Process

1. Introduction to the college planning process
 2. College planning process timeline
 3. Aligning your goals with your college plans
- 



Chat box
conversation:

What makes you most
EXCITED about the
college process
OR
what makes you most
NERVOUS about the
college process?



Introduction to the College Planning Process

- **Pre-Application**
- **Application**
- **Post-Application**

Pre-Application

- College Tours
 - How did I feel when I visited the college?
 - What are other students saying about their experience?
- What's Important to Me
 - Do I want to be in a major city or a smaller town?
 - Would I enjoy a larger university or a small college?
 - Do I want to live close to home or further away?
- Majors and Career Interests
 - Does the school excel in my major area of interest?
 - Does the school offer unique classes where I can explore different career interests?



Speak Up!

What other things are
important to consider when
choosing a college?





Chat box conversation: What college environment can you see yourself in?



Urban - I definitely want to be in a major city with access to the best restaurants and hangout spots. Think Boston University.



Suburban - I like a college that has a homey feel and a smaller campus community, but one near a bigger city. Think Boston College.



Rural - I like the outdoors and enjoy being near nature. I'm not really into the big city and I prefer a close-knit community. Think Dartmouth College in NH.


Application

- What are the basic elements of the application?
 - Application itself – basic information
 - Essay(s)
 - Letters of Recommendation
 - Transcript
 - Test Scores
 - Fee (ASK FOR WAIVERS)
- SOMETIMES
 - More in-depth school profile
 - Audition or portfolio
 - Interview
 - Resume
- College Board profile
- Common App

Post – Application

- ORGANIZATION
 - Keep track of your applications and the decisions you received
- MONEY
 - Keep track of the aid you have received from each school
 - Keep track of scholarships you have received and note if they are one-time only or renewable
 - Be clear about what your "FINAL NUMBER" is for you and your family
- PLANNING
 - Know the HIDDEN cost of college, including loans and loan fees, living on campus, outfitting your dorm



The background of the entire image is a dense, overlapping pattern of US dollar bills. The bills are primarily \$100 bills, with some \$10 bills visible. They are arranged in a way that creates a sense of depth and abundance, with bills appearing to be scattered across the surface. The colors are muted, with a light green and grey tint over the original bill colors.

**PAUSE,
shameless plug!**

SCHOLARSHIP ALERT

<https://www.bostonpearlfoundation.org/scholarship>



Speak Up!

How many letters of
recommendation are
required for college
applications?



College Planning Timeline

9

College visits

Establish good
study habits

Actively engage
in clubs and
activities

10

Discover what
your interests are
and what you'd
like to study

Develop self-
advocacy skills

Start getting
involved in
community
service

11

Research
colleges

Get familiar with
scholarships

Identify
individuals for
recommendation
letters

12

Get organized
early

Have people
you trust read
your essays


Identify your
"out-of-pocket"
number

Align Your Career Goals with Your College Plans



BEFORE YOU GO

Be smart about the school you choose. Does this school have my major or my career interest? Am I tied to a major or do I have room to explore?



WHEN YOU GO

Take advantage of internship and research opportunities. Talk to professors and find out what opportunities exist in your field and other related fields.

WHEN YOU LEAVE

Connect with the alumni association at your school. What are some contacts you can make with similar professionals in your field and in your area.



Chat box conversation:

Add them up and put your total in the chat!

1 - I learned something new today

1 - I am inspired to think more about the college process and how I can plan ahead

1 - I feel more confident about the college process

SPEAK UP AND SHARE!

Questions | Comments | Haikus



Portsha Franklin-Gordon
PortshaPFranklin@gmail.com

The background is a solid orange color. It is decorated with a repeating pattern of green line art. The line art includes various botanical elements: long, slender leaves, clusters of small round berries, and several different styles of flowers, including some with five petals and others with more complex, multi-layered structures. The overall style is clean and modern.

Thank You